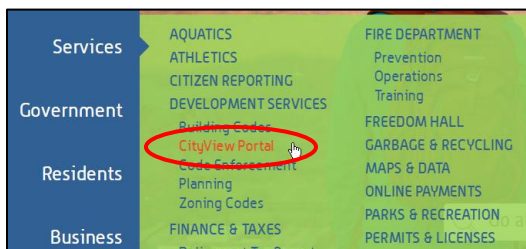
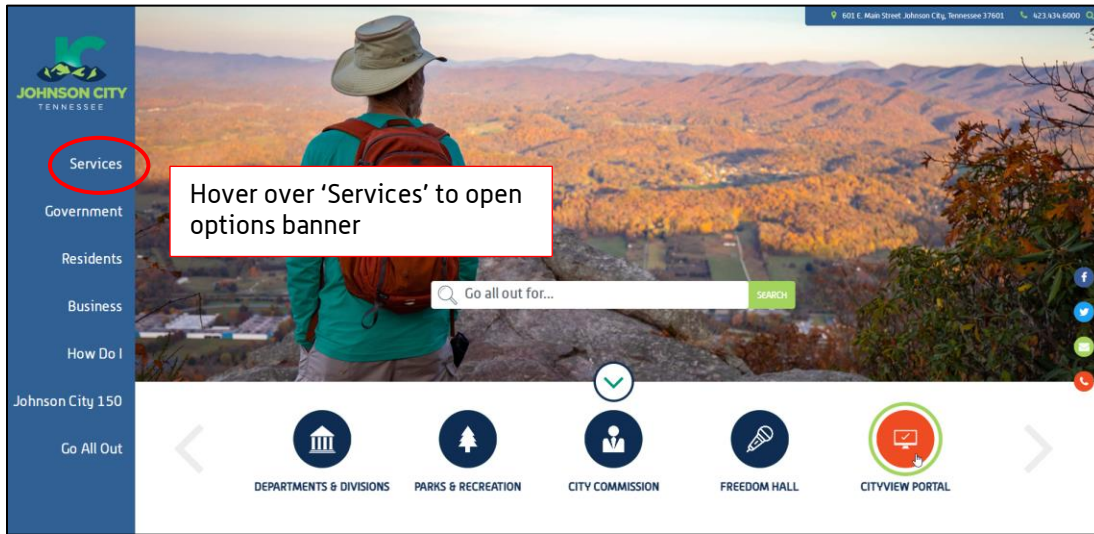


City of Johnson City – CityView Portal – Registration & Viewing Permits

Revised 3/4/2019

Go to www.johnsoncitytn.org



OR, go to: <https://jc-cityviewweb.johnsoncitytn.org/CityViewPortal/>

Click 'Register'



Register a New Portal Account

Step 1: Create Account

[Sign In](#) / [Register](#) [Portal Home](#) [Property Search](#)

Step 1: Create Account **Step 2:** Contact Information **Step 3:** Registration Complete

Welcome to City of Johnson City Portal Registration

*** Please enter your email address and choose a password**

NOTE: The email address you enter is the email address that we will use to communicate with you regarding your account profile and services you request.

Email Address (this is your Login ID) *

It is important that you provide a valid, working email address that you have access to, as it must be verified before you can use your account. We will never sell or disclose your email address to anyone.

Password (min. 8 characters) *

Confirm Password *

Please note: There will be a verification email sent before registration is complete, you will not be able to log in until you receive the email and click the link. This email address will receive all permit, application, and portal information.

If you do not see that you have received the email within 30 minutes, please check your SPAM folder.

Step 2: Contact Information

[Sign In](#) / [Register](#) [Portal Home](#) [Property Search](#)

Step 1: Create Account **Step 2:** Contact Information **Step 3:** Registration Complete

Contact Information

Would you like to associate your account with an existing Contractor license?

Powered by CityView

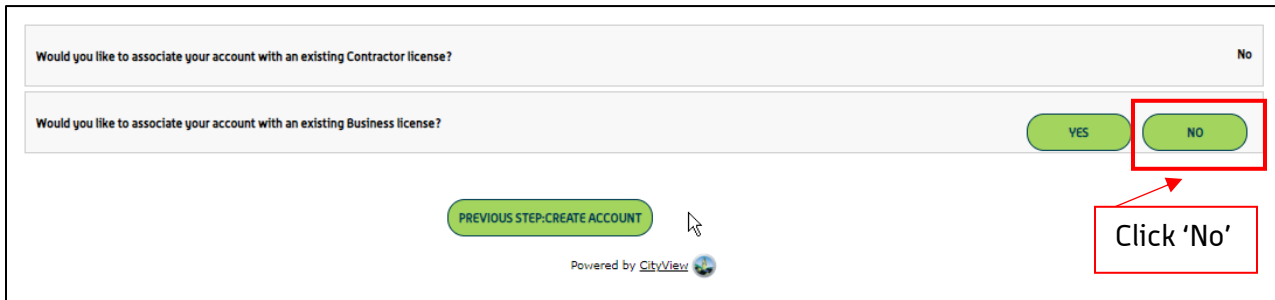
The system may recognize your email address from your contractor information in our system. If you would like to link to the existing information, click 'YES' and you will not have to enter any additional info, you will only need to complete the registration within your email.



City of Johnson City – CityView Portal – Registration & Viewing Permits

Revised 3/4/2019

If you ARE a contractor, but want to set up a personal account separate from your contractor account, click 'No', not a contractor. The account can be linked to your contractor account after it is set up.



Would you like to associate your account with an existing Contractor license? No

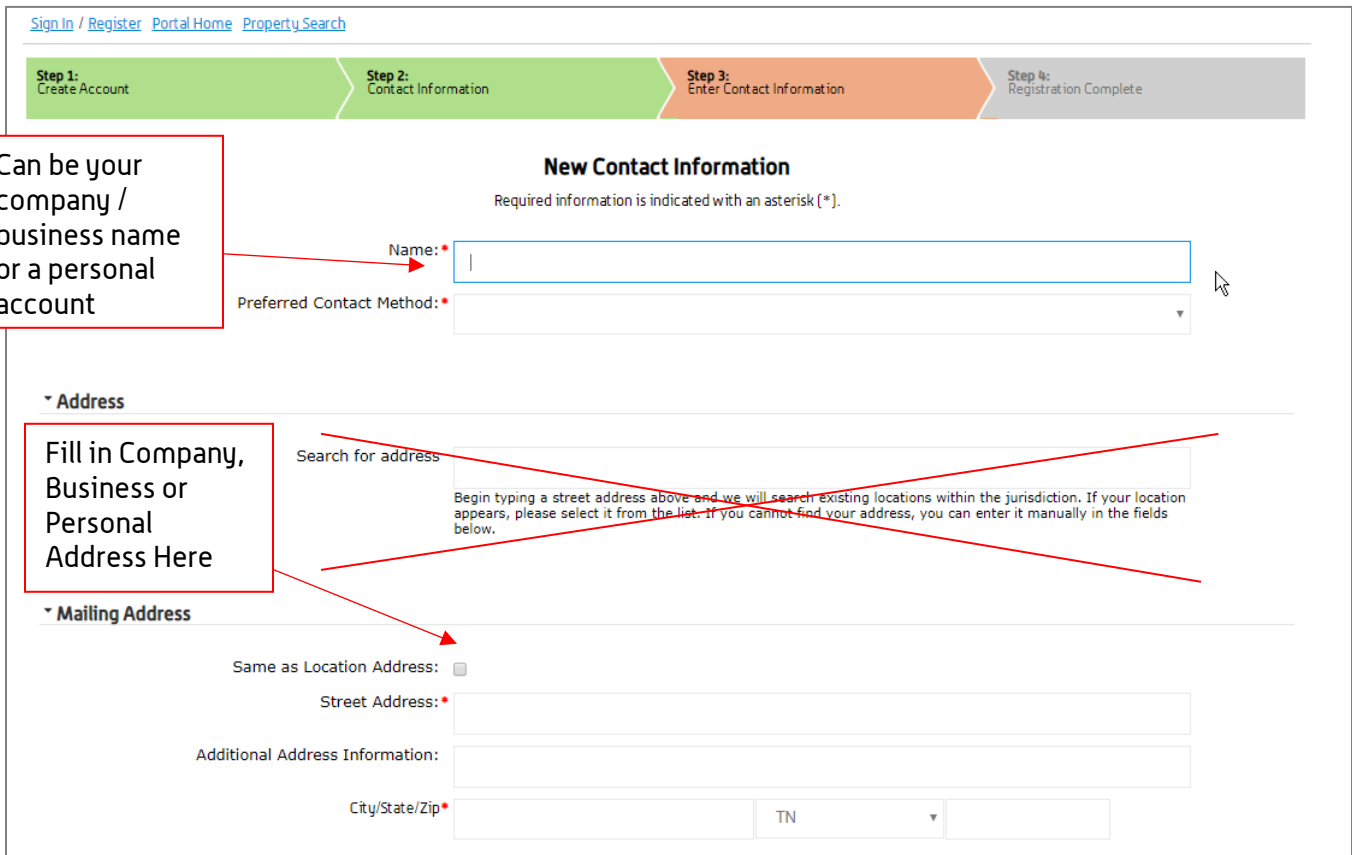
Would you like to associate your account with an existing Business license? YES NO

PREVIOUS STEP: CREATE ACCOUNT

Powered by CityView

Click 'No'

Step 3: Enter Contact Information



[Sign In](#) / [Register](#) [Portal Home](#) [Property Search](#)

Step 1: Create Account Step 2: Contact Information Step 3: Enter Contact Information Step 4: Registration Complete

New Contact Information

Required information is indicated with an asterisk [*].

Name: *

Preferred Contact Method: *

Address

Search for address

Begin typing a street address above and we will search existing locations within the jurisdiction. If your location appears, please select it from the list. If you cannot find your address, you can enter it manually in the fields below.

Mailing Address

Same as Location Address:

Street Address: *

Additional Address Information:

City/State/Zip * TN

Can be your company / business name or a personal account

Fill in Company, Business or Personal Address Here

**** Please do not use a project address for the account registration ****



City of Johnson City – CityView Portal – Registration & Viewing Permits

Revised 3/4/2019

▼ Contact Numbers

Contact Number(s) **Type*** **Contact Number*** **Ext.**

Primary

(*Please note: at least one contact number is required)

▼ Alternate Addresses

*Please note: it is not required to provide an alternate addresses

Street Address*

Additional Address Information

Country*

City/State/Zip*

Start Date/Status*

▼ Alternate Email Addresses

*Please note: it is not required to provide an alternate address

Alternate Email Addresses: **Email Address*** **Status***


An additional address is not required

▼ Alternate Contact Numbers

*Please note: it is not required to provide an alternate contact number

Type* **Contact Number*** **Ext.** **Start Date*** **Status***

PREVIOUS STEP: CONTACT INFORMATION **NEXT STEP: COMPLETE REGISTRATION**

Powered by 

Please note: There will be a verification email sent before registration is complete, you will not be able to log in until you receive the email and click the link. This email address will receive all permit, application, and portal information.




View your Associated Projects

Welcome Adrienne Brown!
[Sign Out](#) [My Account](#) [My Items](#) [Portal Home](#) [Property Search](#)


Our Cityview Portal is now available for:

- Property
- Applying for Building/Trade Permits
- Request an Inspection
- Submit an application for a Rezoning, Concept Plan, Annexation, Certificate of Appropriateness or a Subdivision Plat
- Check on your application status and pay fees

PLEASE CONTACT ADRIENNE BROWN WITH ANY QUESTIONS – CALL 423-434-5845



Building Division
[Apply for a Building Permit](#)
[Application Search](#)
[Upload Submittals](#)



Planning Division
[Apply for a Planning Permit](#)
[Application Search](#)
[Upload Submittals](#)

Once Registration is complete, sign in to your account. Click 'My Items', then click the appropriate application category. All of your related applications and permits will be shown. Sort by any of the column headers, Reference Number, Address, Type, etc.


Welcome Adrienne Brown!
[Sign Out](#) [My Account](#) [My Items](#) [Portal Home](#) [Property Search](#)

My Items

To access your items, you must click EXPAND ALL or click the arrow next to each section.

EXPAND ALL / COLLAPSE ALL

- **My Permit Applications**
- My Planning Applications
- My Upcoming Inspections

Powered by 

For Portal Assistance please contact:

Adrienne Brown
Permit Technician | Building Division | Development Services
423-434-5845, abrown@johnsoncitytn.org

